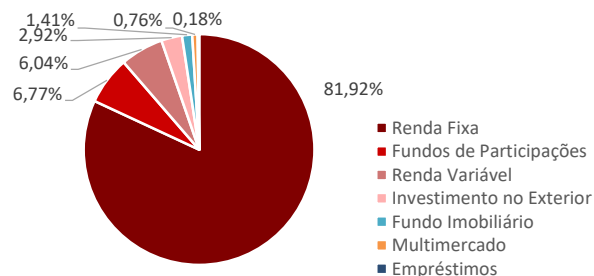


Características



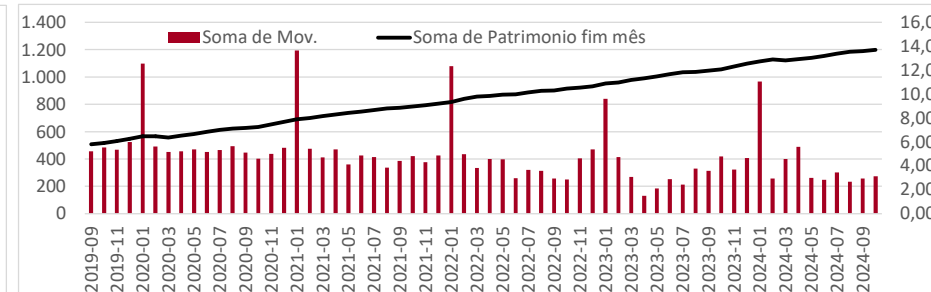
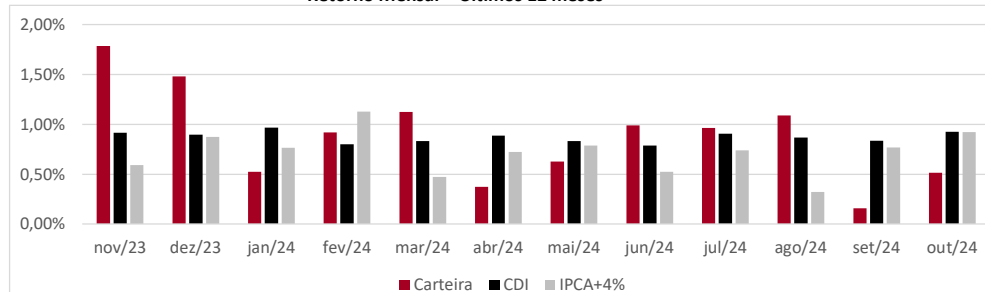
Política de Investimentos: Investe os recursos, principalmente, em cotas de fundos que atuam em diversos mercados, sem o compromisso de concentração em fator de risco específico.

Retorno (%)	Ano	12 meses	24 meses
Carteira	7,52%	11,06%	21,69%
CDI	8,99%	10,97%	25,86%
IPCA	3,88%	4,76%	9,81%
IPCA+4%	7,39%	8,97%	18,77%
IMA-B5	6,08%	9,57%	19,66%
Poupança	5,81%	7,03%	15,88%
IBOVESPA	-3,33%	14,64%	11,79%
MSCI World	37,35%	50,50%	57,34%
MSCI Europe	23,61%	36,18%	47,61%

* Cf. MP 567/12

Gráficos

Retorno Mensal - Últimos 12 meses



Retorno Mensal (%)	out/24	set/24	ago/24	jul/24	jun/24	mai/24	abr/24	mar/24	fev/24	jan/24	dez/23	nov/23
Carteira	0,52%	0,16%	1,09%	0,96%	0,99%	0,63%	0,37%	1,12%	0,92%	0,53%	1,48%	1,79%
CDI	0,93%	0,84%	0,87%	0,91%	0,79%	0,83%	0,89%	0,83%	0,80%	0,97%	0,89%	0,92%
IPCA	0,56%	0,44%	-0,02%	0,38%	0,21%	0,46%	0,38%	0,16%	0,83%	0,42%	0,56%	0,28%
IPCA+4%	0,92%	0,77%	0,32%	0,74%	0,52%	0,79%	0,72%	0,47%	1,13%	0,76%	0,87%	0,59%
IMA-B5	0,74%	0,40%	0,59%	0,91%	0,39%	1,05%	-0,20%	0,77%	0,59%	0,68%	1,46%	1,80%
Poupança	0,60%	0,57%	0,57%	0,57%	0,54%	0,59%	0,60%	0,53%	0,51%	0,59%	0,57%	0,58%
IBOVESPA	-1,60%	-3,08%	6,54%	3,02%	1,48%	-3,04%	-1,70%	-0,71%	0,99%	-4,79%	5,38%	12,54%
MSCI World	3,90%	-2,06%	2,40%	3,59%	8,10%	5,64%	-0,45%	3,25%	4,74%	3,48%	2,81%	6,58%
MSCI Europe	-0,27%	-3,38%	3,61%	3,98%	3,53%	5,51%	1,01%	3,58%	2,01%	2,14%	2,93%	7,03%



: LÂMINA MENSAL - RG

outubro de 2024

Composição da Carteira

Retorno Nominal em % | Retorno Relativo ao índice de referência

Performance dos Fundos em Carteira			Mês			Ano		12 meses		Início do investimento			Patrimônio	
Nome	Índice ref.	% PL	Início	Nominal	Relativo	Nominal	Relativo	Nominal	Relativo	Nominal	Relativo	Volatilidade	R\$	R\$ milhões
Bela Cintra FI RF	IPCA+4%	38,23%	13/nov/13	0,83%	90,10%	8,01%	108,47%	10,22%	113,94%	242,35%	118,07%	0,42%	R\$	465,89
Itaú Institucional Optimus RF LP FICFI	CDI	7,03%	29/abr/22	1,14%	122,54%	10,12%	112,62%	12,05%	109,83%	34,48%	101,25%	0,71%	R\$	85,69
Itaú Inst Global Dinâmico RF	CDI	6,45%	20/fev/20	0,93%	100,54%	9,03%	100,46%	11,60%	105,77%	50,53%	105,97%	0,61%	R\$	78,62
Itau Inst BOV11 FIC FIA	Ibovespa	4,85%	04/ago/23	-1,61%	100,66%	-2,99%	89,64%	15,22%	103,94%	9,24%	108,24%	12,44%	R\$	59,08
BTGP Economia Real FIP Multi	IPCA+6,5%	3,96%	19/out/20	-0,20%	-17,55%	2,88%	30,12%	2,53%	21,82%	109,13%	162,02%		R\$	48,24
Itaú Institucionais Legend RF LP Fc	CDI	3,93%	02/out/19	1,34%	144,41%	11,15%	124,04%	12,77%	116,42%	59,66%	118,48%	1,48%	R\$	47,87
Capitânia Premium FIC FIRF CP LP	CDI	2,99%	04/jun/21	0,69%	74,85%	8,58%	95,51%	10,35%	94,32%	42,98%	99,61%	0,94%	R\$	36,48
BNP Paribas Cred Inst FICFI RF CP LP	CDI	2,78%	11/out/23	0,96%	103,05%	9,65%	107,31%	11,85%	108,02%	12,62%	108,24%	0,07%	R\$	33,92
Itaú Inst RF Inflação 5 FICFI	IMA-B5	2,75%	19/jun/19	0,72%	97,66%	5,92%	97,29%	9,37%	97,83%	55,11%	97,20%	1,61%	R\$	33,55
Vot Allianzgi Euro Eq Growth FIM IE	MSCI Europe	1,94%	22/mai/19	-3,20%	1161,99%	19,28%	81,68%	42,34%	117,04%	98,10%	115,35%	16,56%	R\$	23,65
Sul America Cred Institucional ESG FI F	CDI	1,68%	21/jun/23	0,92%	99,42%	11,33%	126,02%	13,68%	124,68%	20,61%	128,08%	0,32%	R\$	20,53
Bradesco Inst FIC FI RF IMA-B5	IMA-B5	1,64%	16/ago/23	0,71%	96,15%	5,80%	95,29%	9,23%	96,36%	8,76%	95,48%	1,63%	R\$	19,98
Porto Seguro RF DI CP	CDI	1,53%	18/jul/24	0,91%	98,25%					3,18%	105,26%	0,15%	R\$	18,62
BTG Pactual Créd Corp I FIQFI RF CP	CDI	1,49%	30/ago/21	0,97%	104,53%	11,14%	123,95%	13,63%	124,27%	48,09%	115,37%	0,27%	R\$	18,19
Bradesco RF Referenciado DI Federal E	CDI	1,46%	12/ago/24	0,91%	98,10%					2,29%	98,05%	0,04%	R\$	17,74
LFT	CDI	1,40%	05/dez/23	0,84%	90,31%	8,63%	96,00%			9,48%	96,59%		R\$	17,08
Itaú Institucional RF Referenciado DI	CDI	1,34%	15/fev/24	0,93%	100,36%					7,85%	104,08%	0,07%	R\$	16,31
XP Corporate Light FI RF CP LP	CDI	1,24%	24/jan/23	0,91%	98,50%	10,09%	112,21%	12,46%	113,58%	23,90%	107,97%	0,27%	R\$	15,07
Itaú Soberano RF Simples LP FICFI	CDI	1,17%	02/set/19	0,93%	99,81%	8,94%	99,47%	10,90%	99,35%	50,25%	98,37%	0,04%	R\$	14,25
BTG Pactual Inv de Impacto FIP Mult	IPCA+6,5%	1,15%	30/ago/21	-0,35%	-30,71%	13,50%	141,17%	13,06%	112,63%	22,79%	49,30%	21,88%	R\$	13,96
Inter Corporate RF Crédito Privado	CDI	1,11%	15/mai/24	0,94%	100,95%					4,99%	102,76%	0,07%	R\$	13,57
MAG Renda Fixa FI	CDI	1,03%	13/set/23	0,90%	96,71%	9,15%	101,84%	11,26%	102,61%	13,07%	102,70%	0,22%	R\$	12,60
Schroder Sustent Ações Globais IS IE	MSCI World	0,98%	24/mai/24	2,26%	57,83%					14,30%	78,73%	15,33%	R\$	11,93
Sul América Excellence FI RF CP	CDI	0,83%	24/jan/23	0,92%	99,36%	10,64%	118,32%	12,83%	116,97%	24,70%	111,57%	0,24%	R\$	10,08
AZ Quest Small Mid Caps Inst. FICFIA	SMLL	0,81%	09/jun/20	0,13%	-9,47%	0,81%	-5,44%	16,47%	655,29%	16,34%	-123,06%	12,75%	R\$	9,87
Capitânia Reit Inst Fc FIM CP	IFIX	0,76%	25/jun/19	-0,04%	1,36%	1,69%	-52,50%	5,09%	327,06%	52,29%	223,92%	3,22%	R\$	9,29
BTG Pactual Explorér Inst FI RF LP	CDI	0,72%	13/mar/24	0,76%	82,09%					4,27%	63,85%	1,26%	R\$	8,77
Tivio Banks RF Crédito Privado FI	CDI	0,66%	10/nov/23	0,95%	102,65%	9,44%	105,03%			11,15%	105,01%	0,06%	R\$	8,08
Rio Bravo Renda Varejo FII	IFIX	0,52%	20/dez/23	-1,48%	48,28%	-4,10%	127,24%			-3,08%	1283,35%		R\$	6,32
BTG Pactual Economia Real II FIPM CL	IPCA+8%	0,47%	04/mai/23	-0,96%	-75,66%	1,76%	16,20%	-3,68%	-27,94%	-15,18%	-81,07%		R\$	5,76
VBI Prime Properties FII	IFIX	0,45%	20/dez/23	-4,42%	144,53%	-17,11%	531,60%			-15,52%	6468,26%		R\$	5,47
Spectra VI Institucional FIP Multiestrat	IPCA+8%	0,45%	31/mar/23	1,80%	141,86%	5,17%	47,58%	-10,09%	-76,59%	49,50%	244,43%		R\$	5,44
Fator Verita Multiestratégia Imobiliári	IFIX	0,44%	22/jul/24	-7,95%	259,89%					-23,14%	421,51%		R\$	5,38
Pátria Private Equity Fund VII Feeder II	IPCA+7%	0,44%	28/set/23	0,29%	24,52%	10,42%	104,22%	11,15%	91,99%	9,36%	71,61%		R\$	5,33
Santander RF IMA-B5 Premium FICFI	IMA-B5	0,44%	18/dez/23	0,72%	96,78%	5,87%	96,49%			6,40%	96,61%	1,61%	R\$	5,32
Vinci Selection Equities FIA	Ibovespa	0,39%	30/nov/22	-1,23%	76,82%	-4,85%	145,40%	12,49%	85,26%	9,22%	60,22%	12,74%	R\$	4,70
Perfin Voyager FIP Infra	IPCA+6%	0,19%	13/jun/24	0,10%	9,12%					-11,29%	-292,81%	65,11%	R\$	2,35
Carteira de Empréstimos	CDI	0,18%	05/dez/23	0,84%	90,31%	8,63%	96,00%			9,48%	96,59%		R\$	2,24
Vinci Partners IV Feeder	IPCA+6%	0,10%	25/abr/24	-10,77%	-982,47%					2,23%	42,17%		R\$	1,24
BTG Pactual Infraestrutura III FIP Mult	IPCA+8%	0,01%	02/jul/24	-15,92%	-1254,69%					-42,60%	-1048,99%		R\$	0,14
Patrimônio Total:													R\$	1.218,59